

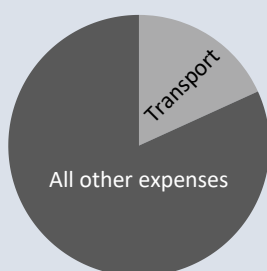
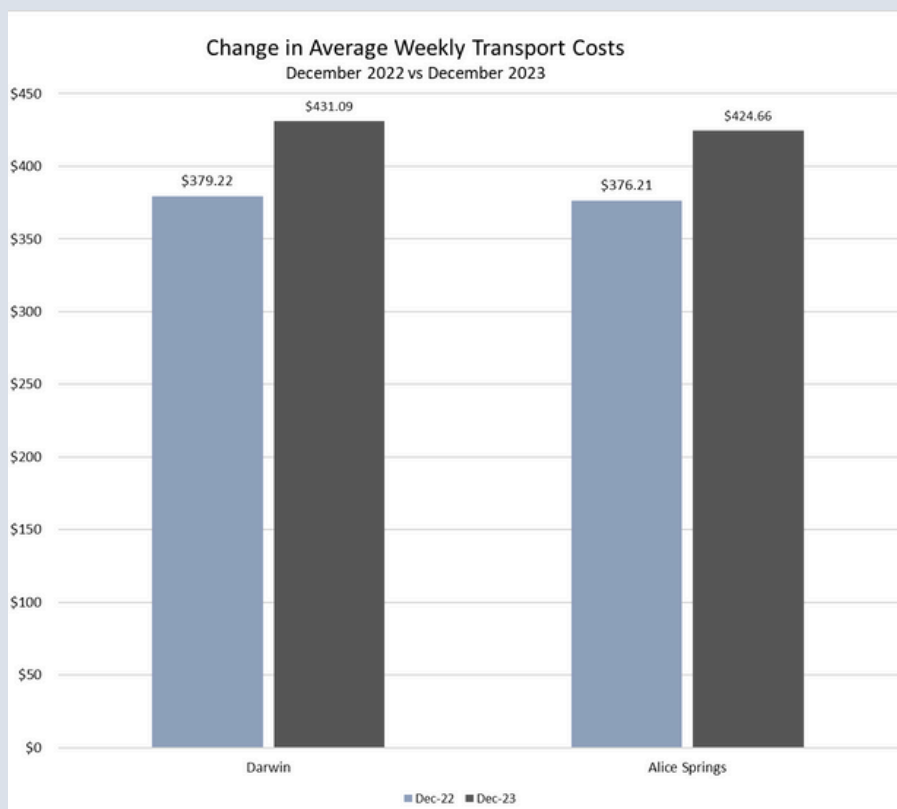
FACT SHEET

Cost of Transport in the Northern Territory

Transport costs are a significant proportion of household budgets. Increasing transport costs impact Territorians' ability to cover other basic costs.

The Transport Affordability Index shows that at December 2023, Alice Springs remains Australia's most expensive regional city, of those surveyed.

The average weekly transport costs have increased 12.9% in Alice Springs over the 12 months to December 2023. Costs in Darwin have risen by a similar proportion (13.7%). In both locations this was driven by significant increases in fuel expenditure.



A typical household in Alice Springs is estimated to spend 18.2% of their weekly income on transport costs. In Darwin the proportion is slightly lower at 17.4%

Note: Pie chart is based on a hypothetical household in Alice Springs with a weekly income of \$2333.29.

High increases in insurance costs contribute to overall increases in transport, with a 23.8% increase in comprehensive car insurance in Darwin over 12 months to December 2023.



[Reference 1]

Inflation for transport costs has risen faster than general inflation for a long time. Over a ten-year period to December 2023, the consumer price index (CPI) for transport is 31% in Darwin, compared to 24.1% CPI all groups.

[Reference 2]

FACT SHEET


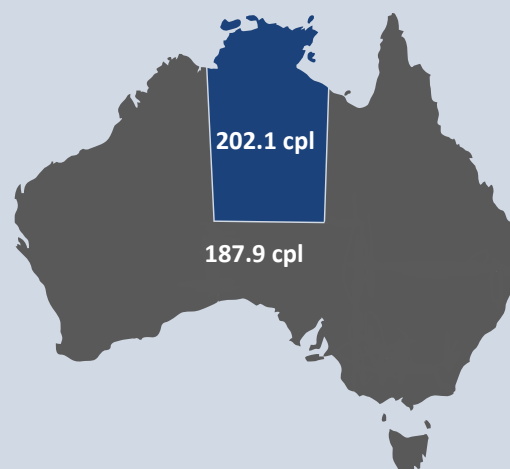
Cost of Transport in the Northern Territory

Unleaded petrol prices

The average price for unleaded petrol across the NT was 202.1 cents per litre (cpl) in December 2023. This is an increase of 4% from December 2022.

The Australian average is lower, at 187.9 cents per litre, an increase of 5.3% from December 2022.

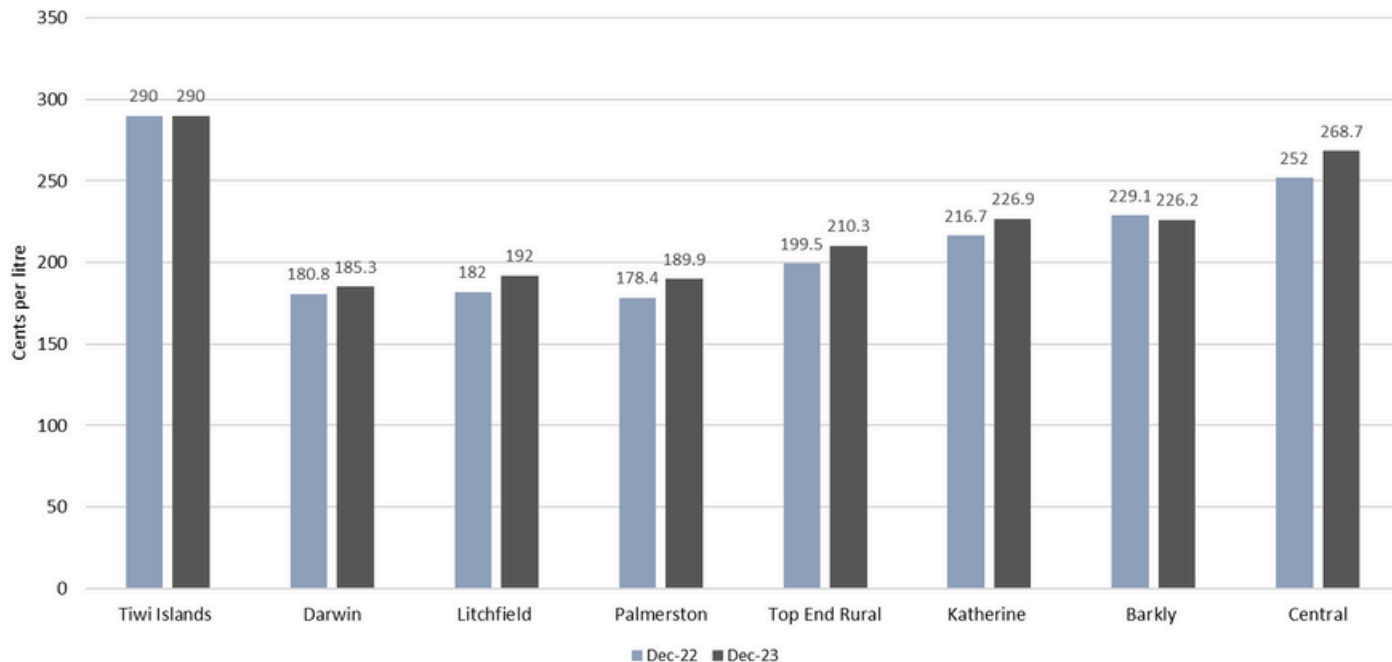
[Reference 3]



Unleaded petrol prices are higher in regional areas of the NT and have continued to increase over the past year for most regions.

Unleaded 91 Prices - Regions of the NT

December 2022 vs December 2023



[Reference 4]

Tiwi Islands remains the most expensive place for unleaded petrol, at 290 cents per litre. Central Australia is the second most expensive region, and has increased by 16.7 cents over the past year.

Note: The prices listed are the prices as advertised at the pump. Unleaded 91 prices are not available for East Arnhem due to the use of low aromatic fuel.

FACT SHEET

Cost of Transport in the Northern Territory

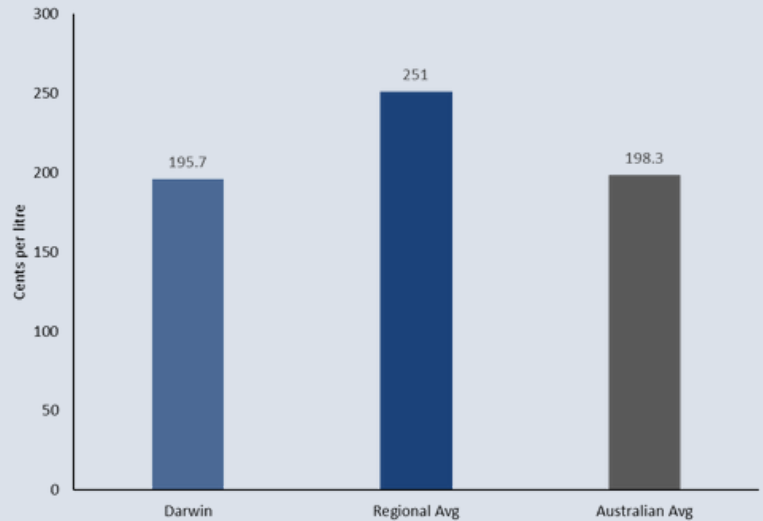
Diesel Prices

Diesel prices in the NT are excessive compared to national averages - despite decreases over the past year.

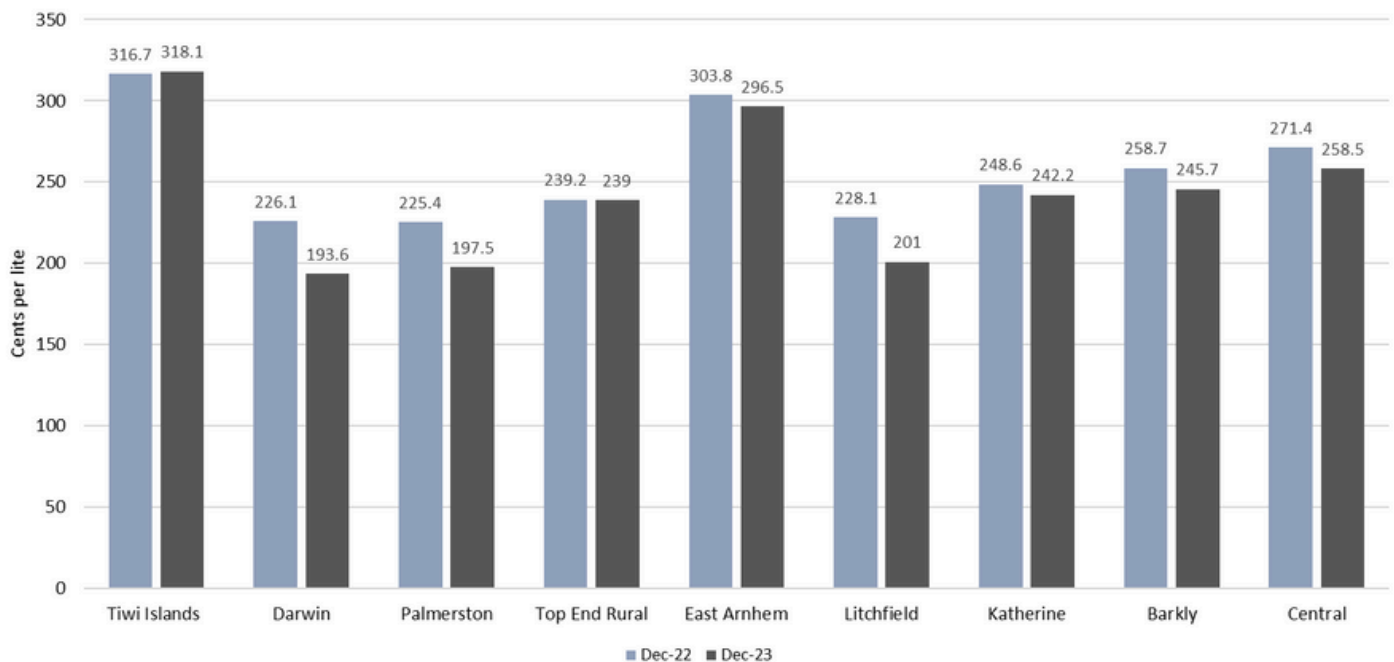
Darwin diesel prices have decreased by 12.9% over the past year, faster than the Australian averages (decreased by 8.1%). Prices in regional NT remain significantly higher however, and are not coming down as fast with a decrease of only 2.9%.

[Reference 5]

Diesel Fuel Prices in Major Centres December 2023



Diesel Prices - Regions of the NT
December 2022 vs December 2023



[Reference 6]



Tiwi Islands remains the most expensive place for diesel, at 318.1 cents per litre, and the only region that saw an increase over the past year.



Regions in the Top End including Darwin, Palmerston and Litchfield have had the most noticeable decreases in price. Darwin and Palmerston are now the only regions with prices under \$2.

Recommendations

For the Federal Government:

- Raise the base rate of Job Seeker and other working age income support payments to at least \$80 a day, to support people to afford the basic costs of living.

For the NT Government:

- Establish yearly indexation of the NT Motor Vehicle Registration concession.
- Remove the excessive administration fees on short-term motor vehicle registration to ensure pricing is equitable between long- and short-term registrations.
- Expand the NT Concession Scheme so all Centrelink Health Care Card holders can receive Motor Vehicle Registration concessions.
- Establish Health Care Card concession rates for users of remote bus services and ensure consistency of bus fare structures across different services.
- Conduct a review into regional and remote public transport networks.

References

1. Australian Automobile Association (AAA) and SGS Economics and Planning (SFS) 2023, Transport Affordability Index, Report Quarter 4 2022, Released March 2023, Canberra ACT, p. 6-7, 10-18, 26; AAA and SFS 2024, Transport Affordability Index, Report Quarter 4 2023, Released March 2022, Canberra ACT, p. 6-7, 10-18, 26.
2. Australian Bureau of Statistics (ABS) 2024, Consumer Price Index, Australia, December 2023, Table 11, CPI: Group, Sub-group and Expenditure Class, Percentage change from previous year by Capital City, Australian Bureau of Statistics, Canberra, ACT, Data Tables 4-6.
3. Northern Territory (NT) Government 2023, NT Economic Brief Fuel Prices, December 2023, Department of Treasury and Finance, Darwin, NT, p.1,2.; Northern Territory (NT) Government 2022, NT Economic Brief Fuel Prices, December 2022, Department of Treasury and Finance, Darwin, NT, p.1,2.
4. Northern Territory (NT) Government 2024, My Fuel NT Website; Northern Territory (NT) Government 2023, My Fuel NT Website
5. As per reference 3
6. As per reference 4